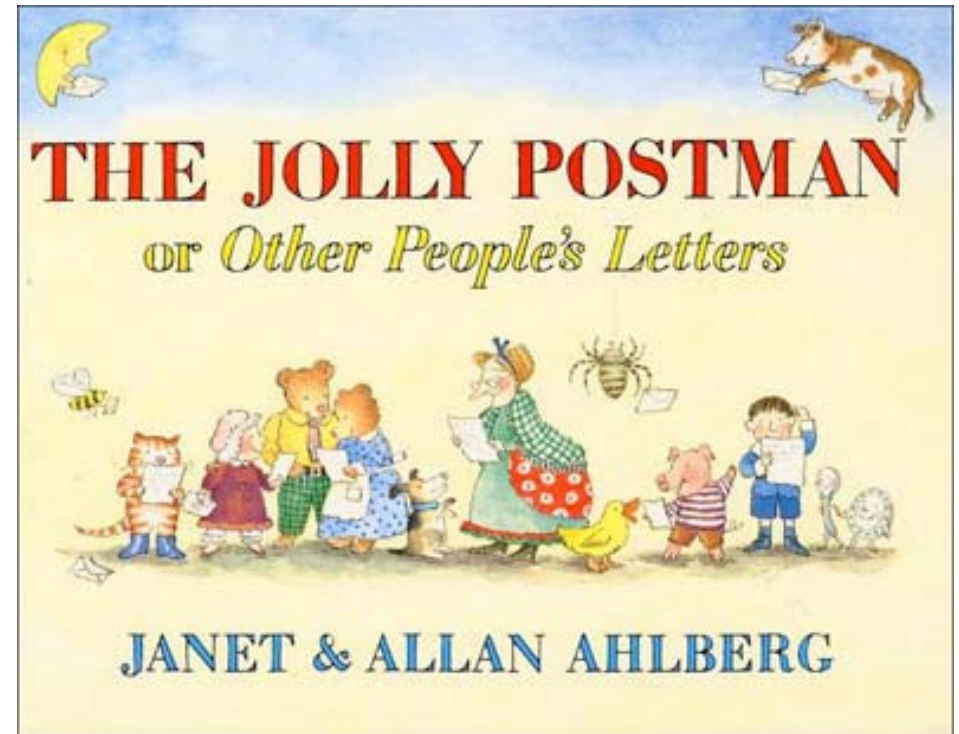



Year 1 Topic Newsletter


Autumn 2

This half term our topic is going to be based on 'The Jolly Postman' and 'The Jolly Christmas Postman' by Janet and Allan Ahlberg. The book tells the story of a postman who delivers post to different fairy tale characters in story land. Throughout the term different events will happen in and around the school focusing on the Jolly Postman. This has begun with the Jolly Postman being knocked off his bike and his bag being stolen!



Literacy - We will be writing a recount about what happen to the Jolly Postman and where we found his bag. Later in the term we are going to be writing our own fairy tale character descriptions and instructions about road safety to keep him safe on his round!


If you have any questions or information for the Jolly Postman you can always e mail him on jolly.postman@live.co.uk



Numeracy - We are going to focus on some of the different things that happen in a post office. This will include money, weighing objects, calculating distance and the shortest route. Learning about time, days of the week, ordering and positional and directional language.


This will all be supported through the use of our role-play area.

ICT - Once we have written our own character descriptions we are going to design our own fairy tale village. Using programmable 'bee-bots' the children will be directing them around the village to deliver the mail.



Science - When the Jolly Postman got knocked off his bike his torch was broken. Therefore we will be looking at and investigating light and dark, circuits and electricity. The end result will be designing and making a new torch.

DT - Along side writing road safety instructions we will be looking at how the Jolly Postman can stay visible in the winter months. As part of this we will be designing and creating a high visibility jacket for him to wear.



Art - Keeping with our Jolly Postman theme we will be focussing on 'wheels'. Children will be sketching different types of wheels using shading. Eventually we will be making our own wheel for the Jolly Postman from modroc.

Ideas for home!



Encourage your child to take an interest in the post you send and receive during one week.

Help your child to write and send a letter or card, perhaps to someone in your family (someone likely to reply!). Encourage them to choose the paper, decide what to write, selecting an envelope and even buying the stamp if possible and posting it.

Encourage your child to start a small stamp collection from the letters you receive. Talk about their value, colour, where they may have come from and the different styles of stamps.

Let your child have a newspaper you have finished with, or even some spare wrapping paper. Show them how to wrap a parcel, perhaps one of their toys. Play a guessing game, which toy is inside?

Encourage your child to learn their own address; how does it start? What does it need? How do you make sure it goes to the right person?

Look at reflective materials. Can you find anything at home that is reflective? Other than a postman, who else might wear a reflective jacket and why would they wear it?